

ZORTS SPORTS LOGIN IN

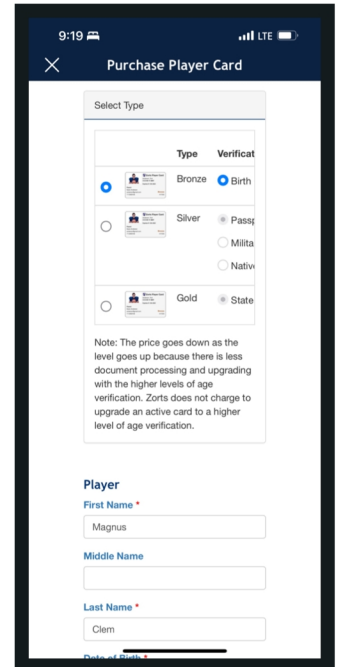
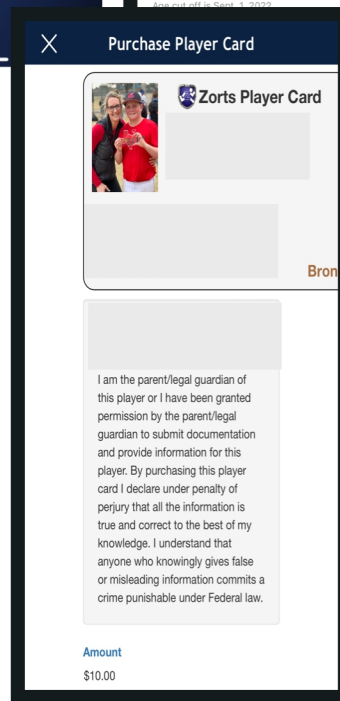
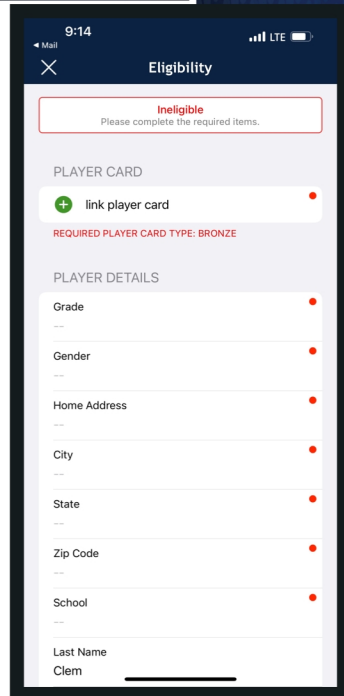
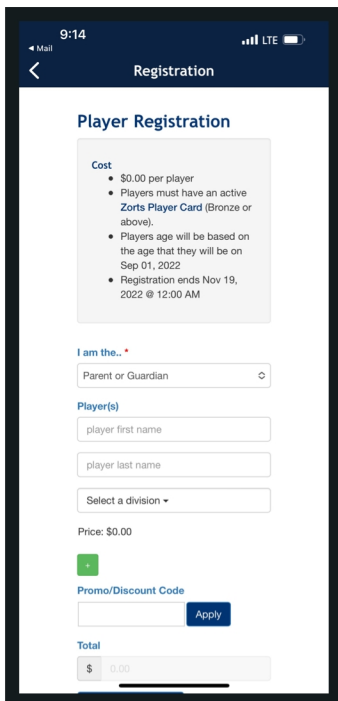
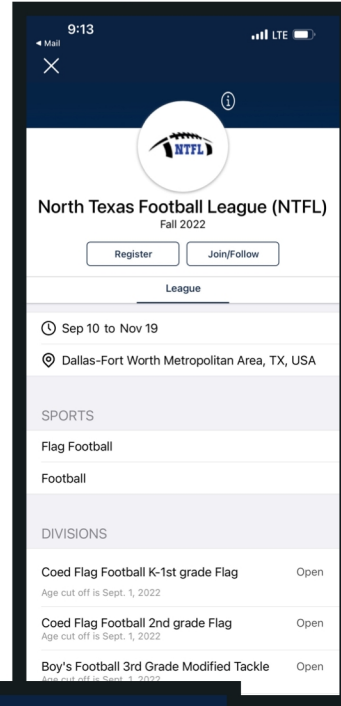


Use this link to be connected to Zorts and the NTFL page

<https://zorts.app.link/league/7833>

1. The link will prompt you to download the Zorts app

2. Sign up for a Zorts account

3. After signing up you will see the NTFL homepage. Click register



4. Fill out the player registration and click PAY at the bottom of the page.

5. The next screen will be eligibility. You will need to link a player card.

6. Once the players card is filled out (Birth Certificate) is needed. You will need to pay \$10 and this will take you back to the eligibilty screen to fill out the rest of the information.

7. Once the player card is finished the next screen will require you to sign waivers and upload a utility bill and current report card. After all this is complete your player should say pending approval. Once approved you will be informed that your player was approved.